


ULTRA-MODERN THEATRE

A world class centre for entertainment and high-profile events, ICC Sydney Theatre offers a world class visitor experience.



WORLD CLASS EVENTS

Sydney is now home to a new ultramodern entertainment theatre, which will host a calendar of high profile events all year-round. The venue features sophisticated architectural design, precinct integration and technical facilities. Audio visual will be brought to life through high definition screens, large scale projection and superior sound equipment.

SEAMLESS FLEXIBILITY

A multipurpose, state-of-the-art venue, ICC Sydney's Theatre allows flexible tiered seating for up to 8,000 guests and can be scaled to suit 6,000 or 5,000 guests. When seats are retracted from the floor in general admission mode, the theatre can accommodate 9,000 guests.


The theatre encompasses all that is needed to create special experiences, including eight dressing rooms, two chorus rooms, three production offices, a production manager's office, green room, promoter's lounge, wardrobe and laundry.

Guests and entertainers can also enjoy a range of onsite and local dining, and bar options for pre and post show entertaining.

UNRIVALLED VIEWING

Visitors can expect a world class experience, entering the venue through a 180sqm, high definition digital screen and enjoying spectacular views and refreshments from the building's three foyers.

On entering the theatre, guests will enjoy unobstructed views of the stage from any seat, as a result of the innovative fan-shaped layout, bringing the audience closer to performers.



THEATRE KEY FEATURES

CAPACITY

- Theatre seating for 8,000 guests for plenary and entertainment acts
- Flexible design allowing rescale for 6,000 or 5,000 attendees
- General admission standing mode for 9,000 guests

RIGGING

- Flexible trafficable grid at 20m and 110 tonnes
- Flexible truss and drape infrastructure

CONNECTIVITY

- Seamless connectivity for plenary through to exhibition and conventions areas
- Linked to Tumbalong Park, which can hold 11,000 people in beautiful surrounds

INTEGRATED TECHNOLOGY

- High definition 180sqm screen at theatre entrance
- High definition screens throughout
- Large scale projection
- World class audio technology and equipment

LOADING

- Direct truck access from loading dock

POWER

- Two 400 amp, 3 phase power lock and 20 at 50 amp, 3 phase

LAYOUT

- Innovative tiered and fan-shaped layout provides unobstructed views of the stage

CEILING HEIGHT

- 20m at stage

STAGE

- Flat floor 20KPA, 40m x 20m
- Fold and set concert stage with wings 20m x 12m (Approx)

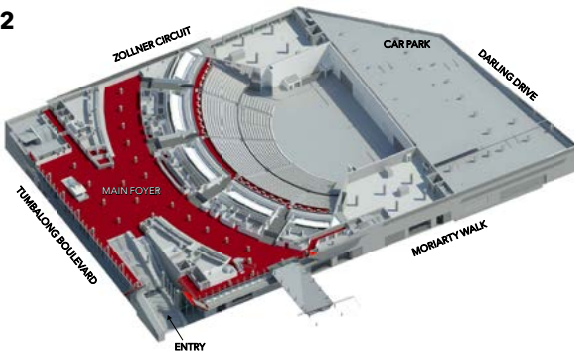
SPECIAL FEATURES

- LCD signage at entrance
- Electronic security access
- Secure VIP access

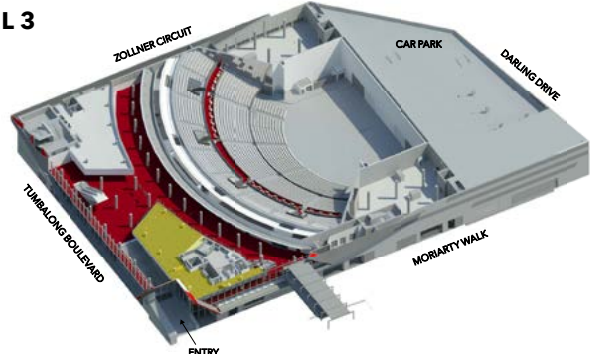
- Large pre-function areas with spectacular city skyline views
- Capacity reduction curtain

- 800 retractable seats, providing flat floor for 2000

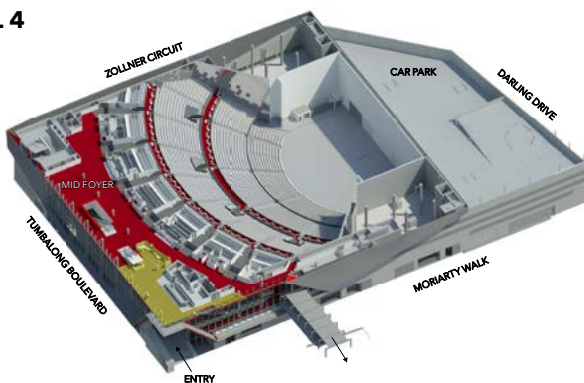
LEVEL 2



LEVEL 3



LEVEL 4



LEVEL 6

